
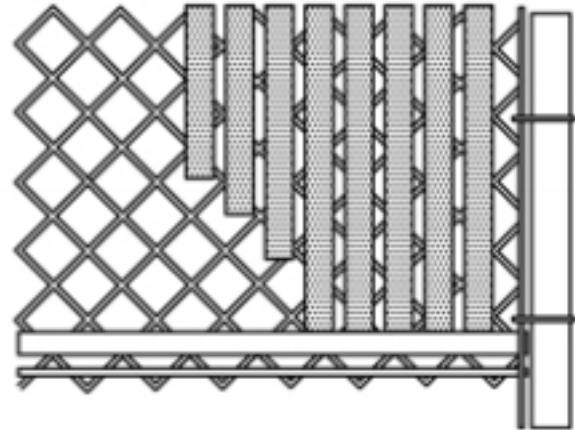


# FinLink Installation Instructions



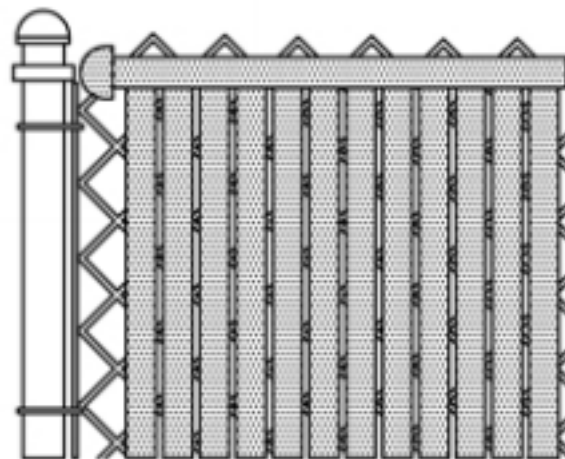
Insert rail horizontally in first full diamond at bottom of fence with open side facing up.



Insert vertical slats with bevel cut end downward. Slat engages and interlocks with bottom rail.



Push the vertical slat into the horizontal channel to lock in place.



Enjoy your privacy!