

# TOP LOCK FENCE SLATS



## Specifications


**Design:** Top Lock Slats are flat and tubular in shape, with circular, notched-out holes located near the top of the slat.

**Standard Heights:** 4, 5, 6, 7, 8, 10 & 12 feet. Special heights available upon request.

**Slat Length:** 2" shorter than the overall height of the fence.

**Flexible Top Locking Channel:** 10 feet provided in each bag.

**Wind Load & Privacy Factor:** Approximately 75%



SLAT PROFILE:



COLORS:\*

The Top Lock Slat provides an economical and attractive way to enhance any chain link fence.

Pexco is the largest manufacturer of Top Locking Slats, which are marketed under the PDS® brand name. With over 40 years of experience extruding these innovative, proprietary products, you are assured of the highest standards in quality—from the raw materials used in manufacturing to the finished product in your fence. This design utilizes a top locking mechanism located near the top of the slats to ensure a clean, straight edge, further enhancing its appearance.

Black

White

Gray

Beige

Brown

Redwood

Green

Royal Blue

Light Blue

# TOP LOCK FENCE SLATS

SLAT TYPE	SLAT WIDTH	MESH SIZE	WIRE GAUGE	SLATS PER BAG	APPROX. COVERAGE PER BOX
Top Lock 2"	1 $\frac{3}{32}$ "	2"	8, 9 or 11	82	10 linear feet
Top Lock 2 $\frac{1}{4}$ "	1 $\frac{1}{4}$ "	2 $\frac{1}{4}$ " or 2 $\frac{3}{8}$ "	11 $\frac{1}{2}$ or 12 $\frac{1}{2}$	78	10 linear feet
Top Lock 1 $\frac{3}{4}$ "	7/8"	1 $\frac{3}{4}$ "	8, 9 or 11	100	10 linear feet

## QUALITY MATERIALS

The Top Lock product is extruded from High Density Polyethylene (HDPE), color pigments and ultra violet (UV) inhibitors, specifically designed to retard the harmful effects of the sun and lengthen the life of the product.

## HIGH DURABILITY


Pexco PDS® HDPE Fence Products are resistant to: severe weather conditions, salt water, sand, road dirt, most acids, alcohol, alkaline, ammonia, petroleum distillates, and common environmental pollutants.

## EASY MAINTENANCE

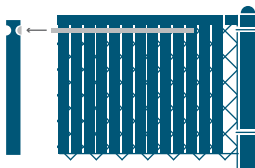
Pressure cleaning of surface contaminants is quickly accomplished with plain water.



## INSTALLATION INSTRUCTIONS



**STEP 1:** There is no need to kneel down! Simply insert the slats vertically from top to bottom, keeping the locking holes on top.



**STEP 2:** Thread the flexible locking channel horizontally through the notched holes in the slats. These holes are elliptical to ensure they always stay open for fast and easy threading.

## HDPE TECHNICAL PROPERTIES

### Melt Index

(.35) Optimum extrusion processing conditions for Fence Slats

### Density

(.945) Polyethylene ranges anywhere from .914 to .960 in density

### Minimum Temp.

(-70°) Under no stress, HDPE remains flexible at this temperature

### Maximum Temp.

(180°) Under no stress, HDPE will not distort at this temperature

### Tensile Strength

(4,000 psi) HDPE will not distort at lesser loads or impacts

\* Exact representation of slat colors in printing is difficult. Please refer to actual color samples for final matching.

Covered by one or more of the following patents: US Patent **6,068,243 / 5,165,664 / 5,234,199**

\*\* Top Lock carries a 25-year, pro-rata warranty against breakage under normal conditions. Write Pexco for full warranty information.

Wind Load Disclaimer: Pexco will not be responsible for damage due to wind load conditions resulting from insufficient structural support.