
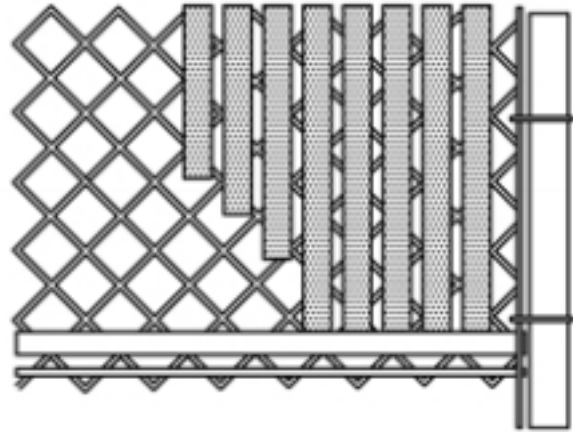


# New Bottom Lock Installation Instructions



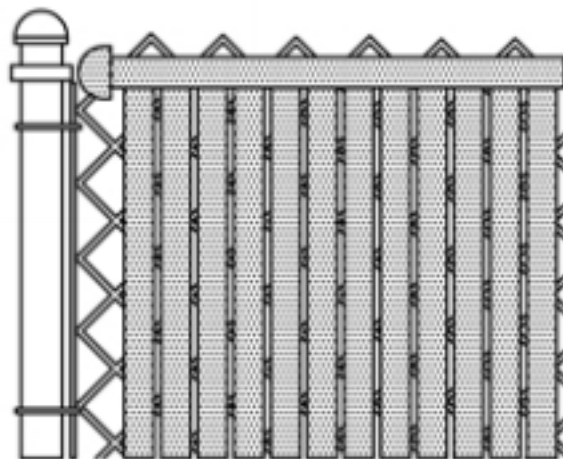
Insert rail horizontally in first full diamond at bottom of fence with open side facing up.



Insert vertical slats with beveled/notched end downward. Slat engages and interlocks with bottom rail.



Push the vertical slat into the horizontal channel to lock in place.



Enjoy your privacy!